

BriPower ZGX Series Programmable AC/DC Power Supply

AC/DC Load



Features

- Compact modular design, 15KVA in 4U
- Bi-directional design
- Output: AC, DC, AC+DC
- Single unit: maximum 15KW, 450V L-N, 30A/ph, DC-1KHz output
- Power expansion to 960KVA by master/slave paralleling
- Single phase, 3-phase, split phase, and multi-channel output
- Various modes: Regenerative AC/DC source, Regenerative AC/DC load, BiPolar DC source
- Regenerative RLC load in full frequency range
- Analog controls for PHIL application
- True current source in CC mode
- Up to 100th harmonics waveform generation, inter-harmonic generation
- Soft start: effectively restrain the impulse current when power on
- Trigger out, TTL signal output for voltage or frequency change
- Error locating function
- LAN interface
- MOD-bus /SCPI protocols
- Grid simulation, battery simulation, PV simulation

Overview

The ZGX series is a compact modular design power supply with SiC PWM technology, providing full functions of grid simulator, battery simulator, PV simulator, regenerative AC/DC load, bipolar DC source, RLC load and amplifier for HIL application. The 15KVA bidirectional power supply is designed in a 4U chassis, and can be upgraded to 960KVA system by master/slave paralleling. The maximum output of each unit is AC 450V L-N, 30A/ph, DC~1KHz or DC 636V, 90A.

General Specification

Model No.	ZGX 15
AC input	
Provide pre-charge circuit. Effectively restrain the impulse current when power on	
Voltage	3P+N+PE, 380VLL±10% (std)
Frequency	47-63Hz
Efficiency	≥85%
Power Factor @ Rated Power	>0.99
THDi	<1%
Output	
Output Modes	AC, DC, or AC+DC
Power Level	15KW
Load Regulation	0.1%FS
Line Regulation	0.1%FS

AC Output	
Voltage Range (L-N)	300V L-N, DC~1000Hz 450V L-N, DC~70Hz
Current Range	30A/ph (3-phase) or 90A (single phase)
Frequency Range	0.01 ~ 1000Hz
Phase Angle Range	Phase B/C relative to phase A, 0.0~360.0°
THD	<0.5FS% (@Resistive Load,250VL-N, DC~400Hz) <1%FS (@Resistive Load,250VL-N, 400~1000Hz)
Harmonic waveform Generation	Up to 100 th
Voltage Slew Rate	>3V/us
Power Accuracy	0.2%FS
Voltage Accuracy	0.1%FS
Current Accuracy	0.2%FS
Frequency Accuracy	0.01%FS+0.01Hz
Phase Angle Accuracy	<1° (@50Hz)
Power Resolution	0.01kW
Voltage Resolution	0.1V
Current Resolution	0.01A
Frequency Resolution	0.01Hz (~100Hz), 0.05Hz (>100Hz)
Phase Angle Resolution	<0.1°
DC Output	
Voltage Range	0-636V
Current Range	30A/ch (3-channel) or 90A (single channel)
Voltage Accuracy	0.1%FS

Current Accuracy	0.1%FS
Voltage Ripple	0.1%FS
AC+DC Mode	Max Power, Voltage and Current are the same as DC Mode
AC Power Measurement Accuracy	0.2%FS
AC Voltage Measurement Accuracy	0.1%FS
AC Current Measurement Accuracy	0.2%FS
DC Voltage Measurement Accuracy	0.1%FS
DC Current Measurement Accuracy	0.1%FS
Frequency Measurement Accuracy	0.01%+0.01Hz
Others	
Standard Interface	LAN/RS485
Optional Interface	ATI/RS232
Protection	OVP, OCP, OPP, OTP
IP Ingress protection	IP21
Cooling	Forced Air Cooling
Temperature	Operating: 0~40°C Storage: -20~85°C
Operating Humidity	20-90%RH (None Condensing)
Conformity	CE & Rohs are expected to get from TUV around Oct/Nov, 2023
Dimension (W*D*H, mm)	440*670*178
Weight (kg)	About 42.5KG



E-Mail sales@ts-corp.com.tw
Web www.ts-corp.com.tw

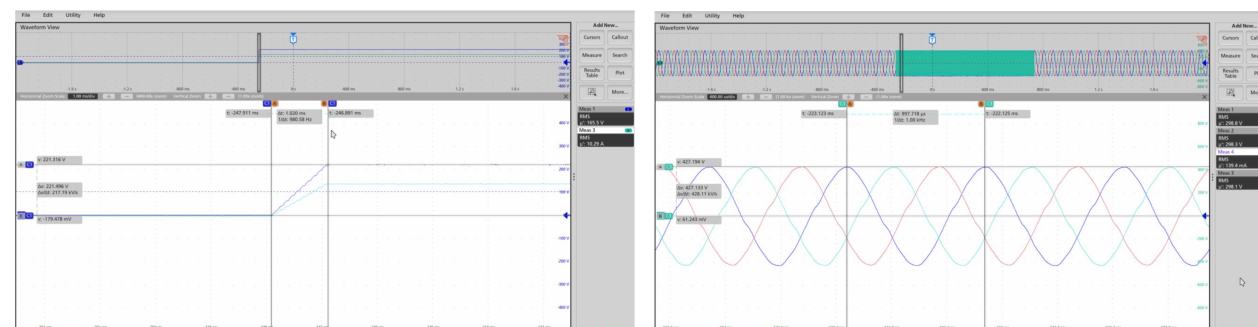
OPERATION MODES

Bi-Directional AC/DC Source

ZGX series is comprehensive, fast dynamic grid simulator for distributed generation system testing, such as the electrical characteristics of energy storage PCS, PV inverter, etc. The simulation functions include voltage and frequency fluctuation, voltage drop, high voltage ride through, low/zero voltage drop, three-phase unbalance, harmonic and inter-harmonic etc. The ZGX series meets the requirements of grid tied DG regulations testing, such as: grid voltage abnormality test, grid frequency abnormality test, high voltage ride through test, low/zero voltage ride through test, anti-islanding test, etc. ZGX series provides GUI software to simulate various real-world power grid operating conditions.

- **Voltage/frequency sequence programming**

The ZGX series provides voltage and frequency sequence programming function. The parameters such as output voltage, frequency, slew rate, ON/ OFF output phase angle, duration time, switching time are programmable, and three phases are independent for settings.

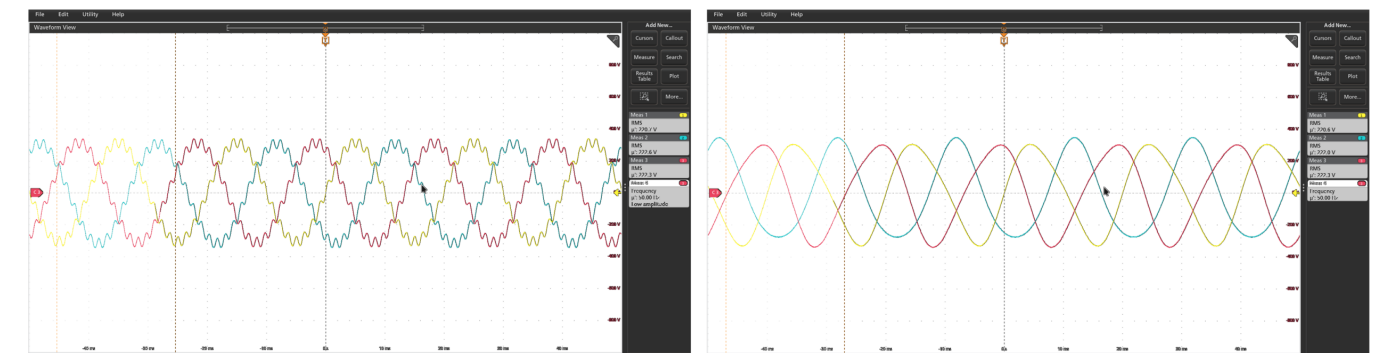


DC voltage and current rise waveform

Frequency 1000Hz waveform

- **Harmonic and inter-harmonic waveforms**

Dual DSP+FPGA technology are use in ZGX series to generate up to 100th harmonic. ZGX series supports inter-harmonics editing. Users can program the phase angle and amplitude of the harmonic through the GUI, allowing generate three-phase harmonic/inter-harmonic waveforms independently.

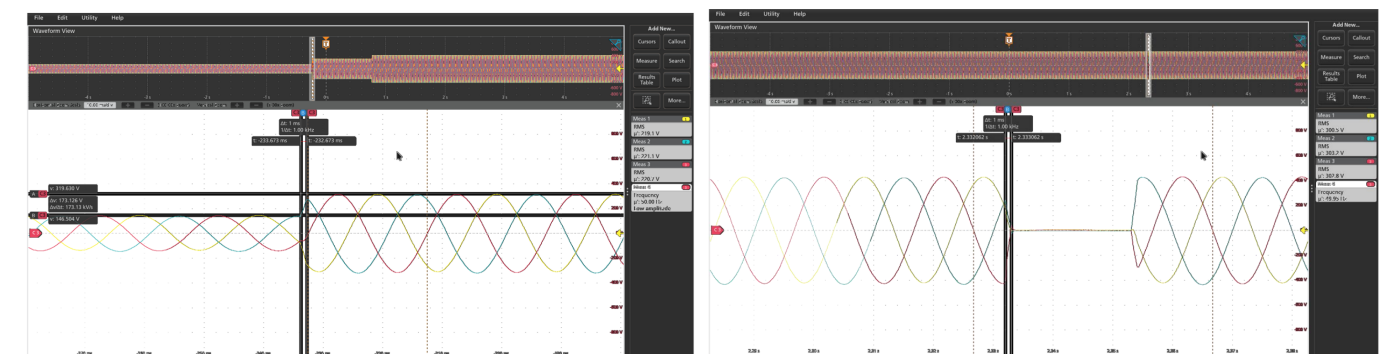


Harmonic waveform

Inter-harmonic waveform

- **Voltage drop simulation (LVRT test)**

ZGX series provides firmware and software support for low/zero voltage ride through tests.



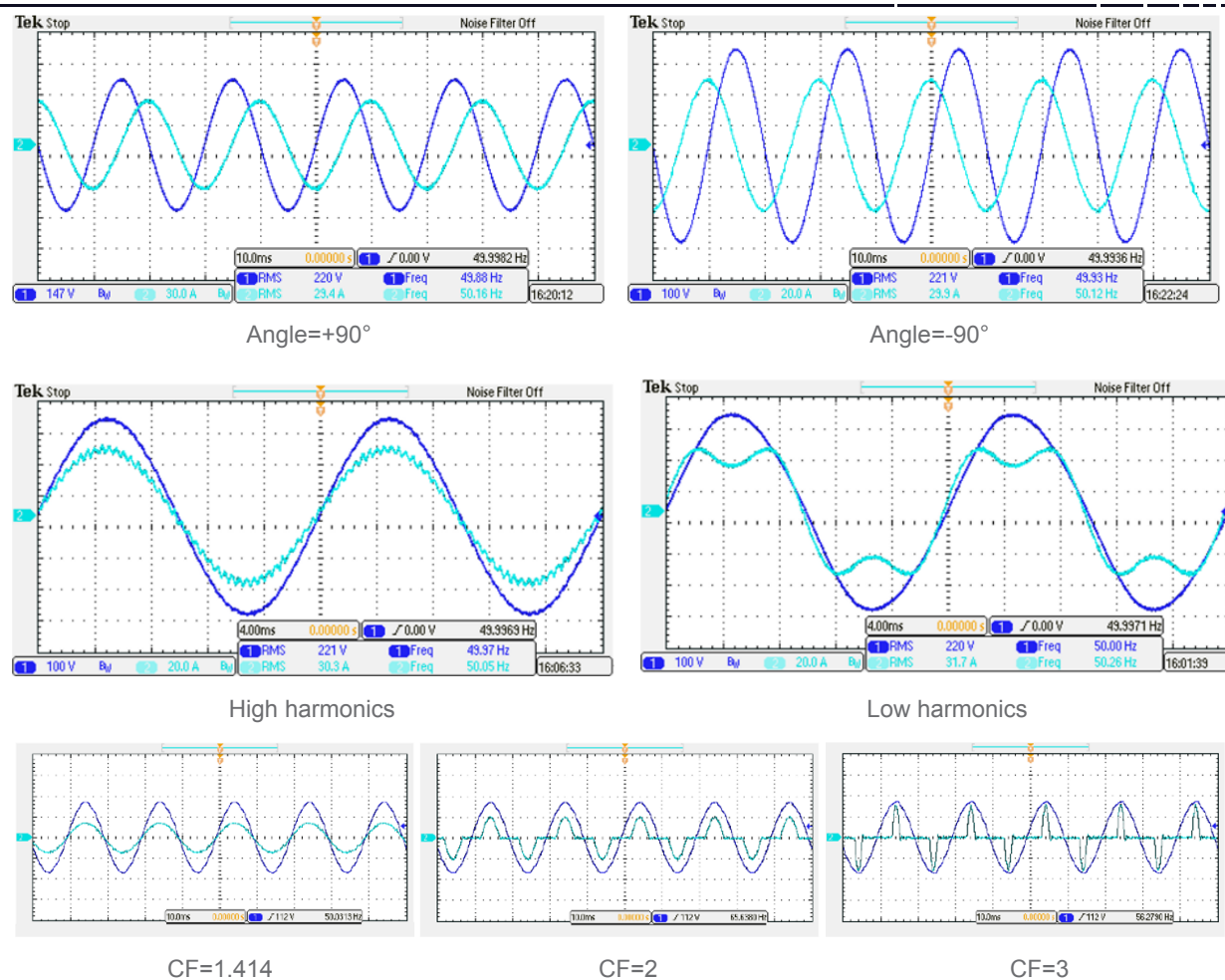
Voltage drop waveform

Zero voltage ride waveform

ZGX series has also DC output mode and works as regenerative DC source for battery testing, battery simulation etc.

AC/DC Load

In the regenerative AC load mode, CR mode, Rectifier mode, and CC/CP phase lead/lag mode are available. **CR mode** is used to simulate three-phase resistive loads, the CR mode and three-phase resistance parameters can be set through the panel and can realize the program of resistance sequence. **Rectifier mode** can be used to simulate non-linear loads, the CC/CP mode and CF (setting range: 1.414~3) parameters can be set through the panel. **CC/CP phase lead/lag mode** can simulate sinusoidal current, Constant current CC and constant power CP modes are available to adjust load current or power, phase angle can be set from 90°to -90° simulating the voltage and current conditions under inductive and capacitive loads.

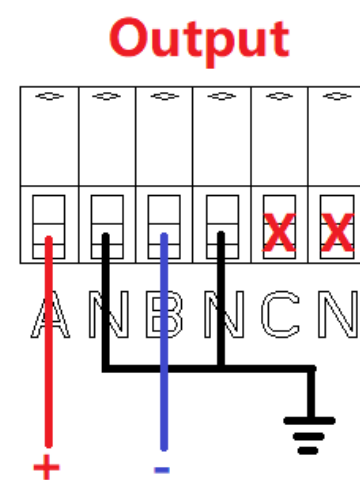


Regenerative DC electronic load mode is also available with the ZGX series, which provides CV, CC, CP, and CR operation modes.

Bi-Polar

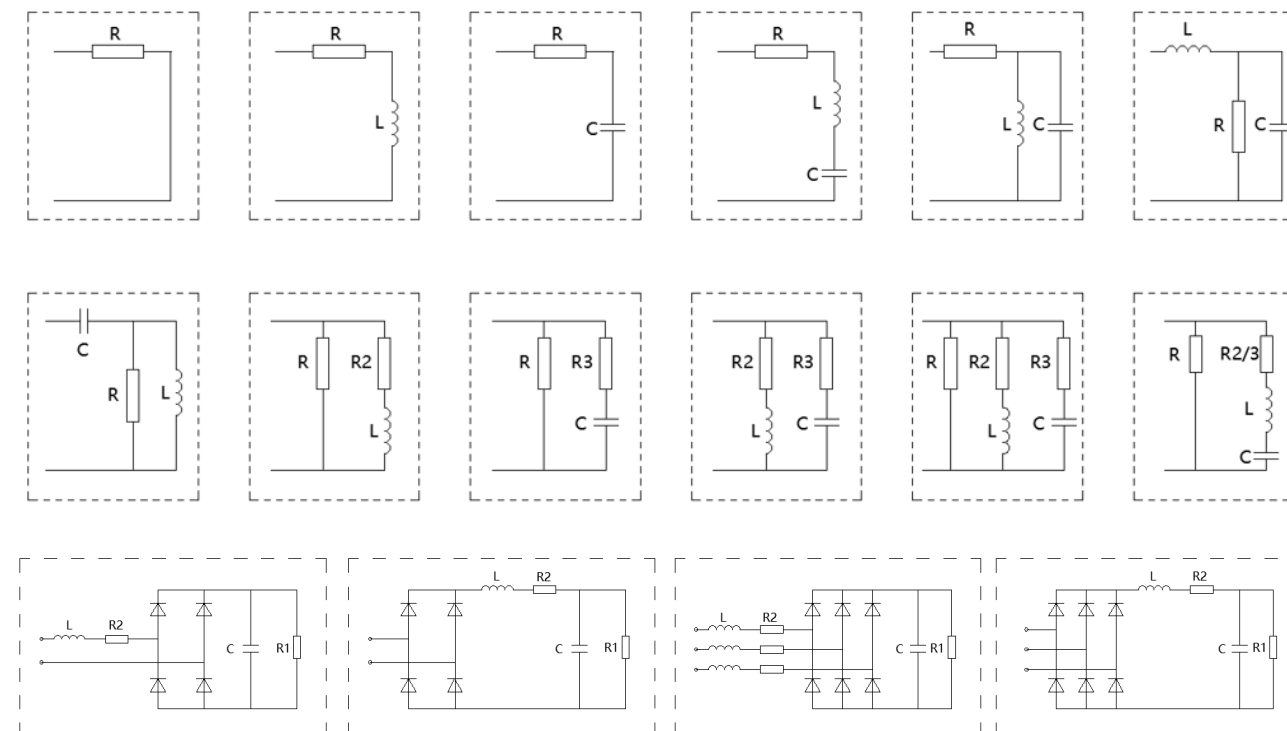
The ZGX series also provides bipolar DC output, and in this mode, phase A is used as POS+ output, phase B is used and NEG- output, the Neutral terminals of phase A and B are shorted and used as PE.

The output power is 10KW in bipolar output mode, and the voltage range is +/-636V, the current range is 0~30A.

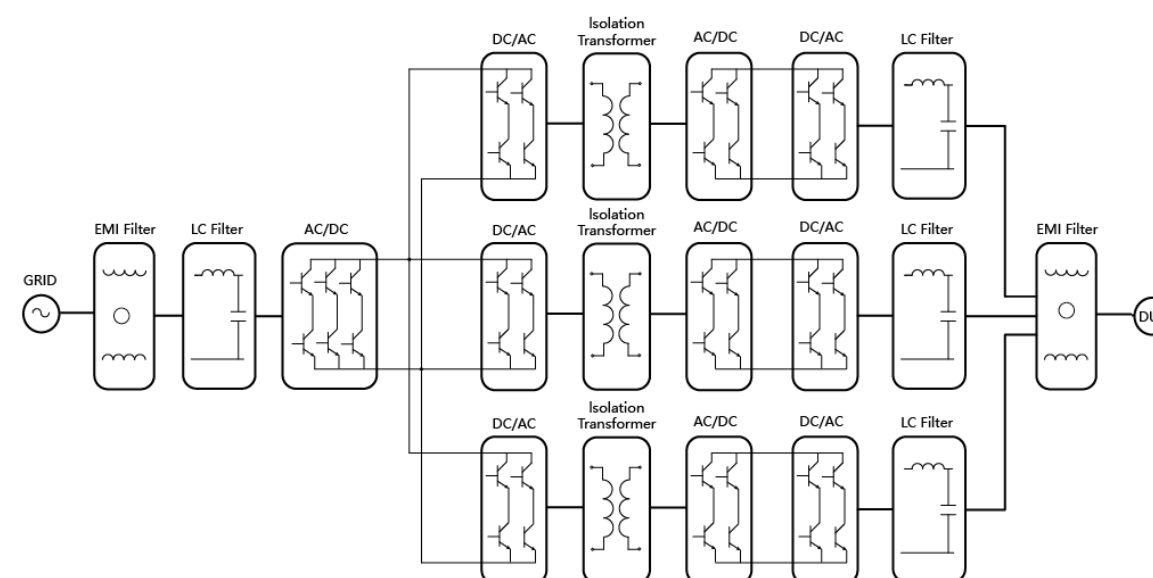


RLC Load

The ZGX series provides RLC load simulation mode, which simulates the impedance of the combinations of R, L and C components. The three phases are independently programmable, and the R, L, C values can be set respectively.



Block Diagram



APPLICATION

Avionics Power Line Simulation

The ZGX series has an output frequency range of DC~1KHz, which meets the requirements of avionics bus simulation, including conditions of normal working, power interruption (conversion), abnormal power supply, emergency power supply, startup, power failure, etc.

PV Simulation

The ZGX GUI software also provides function of PV simulation to simulate IV curves of various solar panels, under various temperature and irradiance condition, and conduct static and dynamic MPPT tests according to EN 50530: 2010.

Battery Simulation

The ZGX series provides GUI software to simulate the charging and discharging characteristics of the power battery pack/package and it provides battery simulation software, which can simulate different types of batteries, lithium-ion batteries, etc., supporting multiple parameter settings, including: battery capacity, the number of cells in series and parallel, the state of charge, etc.

AC Input Configuration

Please specify the input voltage (L-L)

/380, Input Voltage 380V±10%, 3-phase

/400, Input Voltage 400V±10%, 3-phase

About BriPower

Bridge Technology is a company focusing on business of **power supplies and test systems for new energy applications**. We are devoted to providing high quality products and solutions for customers.

Bridge Technology has **a top-class R&D team** in China, works on modularization and standardization power supplies and systems. We have sales, technical support, R&D and manufacture in Shanghai, Nanjing and Chengdu.

Nanjing Bridge New Energy Technology was founded on Jan 12th, 2016, focusing on R&D and manufacturing BriPower brand power systems, including bi-directional AC sources for grid simulation, bi-directional DC sources for battery simulation, and regenerative loads. The BriPower AC&DC power systems are widely used in new energy and related fields.

Factory:	Nanjing Bridge New Energy Technology Co., Ltd
Sales Company:	Shanghai Bridge Electronic Technology Co., Ltd
General information:	info@bridgetech.cn
Technical Support:	support@bridgetech.cn
Repair & Calibration:	service@bridgetech.cn
Tel:	40010-18618
Int'l Sales:	contact@bridgetech.com.sg